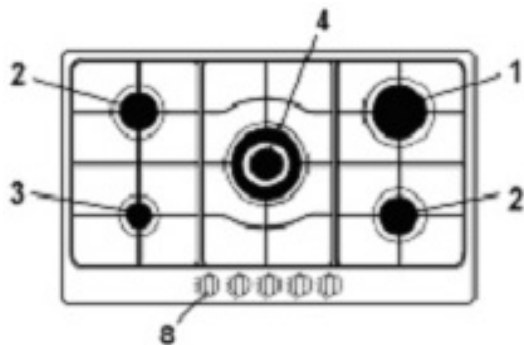
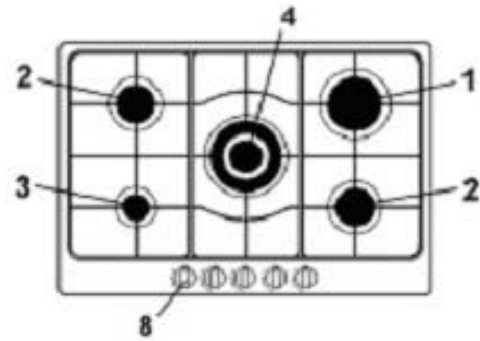
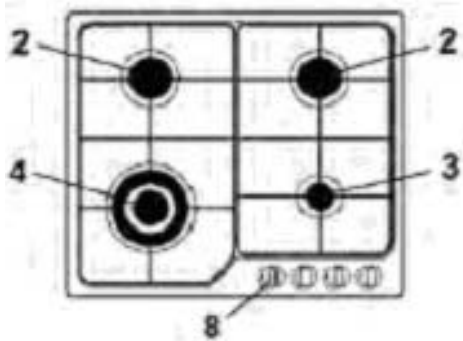


E - Technical Diagrams – Continued



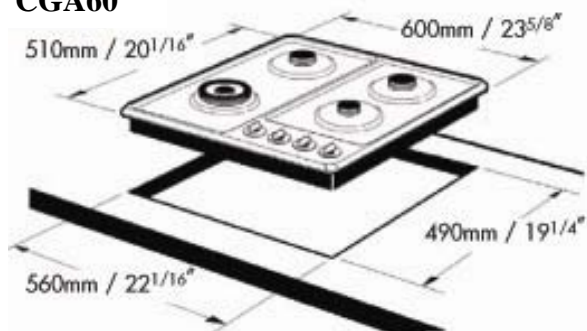
- | | | |
|---|-------------------------|-----------|
| 1 | Rapid Burner | 11,000btu |
| 2 | Semi-rapid burner | 6,000btu |
| 3 | Auxiliary burner | 3,000btu |
| 4 | Triple ring burner | 16,000btu |
| 8 | Control knob for burner | |

Cooktop Specifications

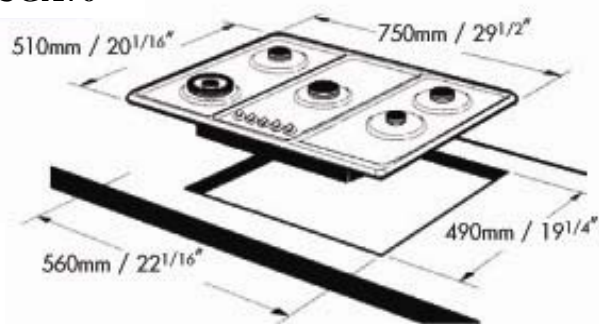
Model	Unit Dimensions mm (w x d)	Cut-out Dimensions mm (w x d)	Electrical	Amperage Required
CGA 60	600 x 510	560 x 490	115V 60hZ	15 AMP
CGA 76	750 x 510	560 x 490	115V 60hZ	15 AMP
CGA 90	860 x 510	820 x 490	115V 60hZ	15 AMP
50mm / 2" height on all gas cooktops				

Dimension Diagrams

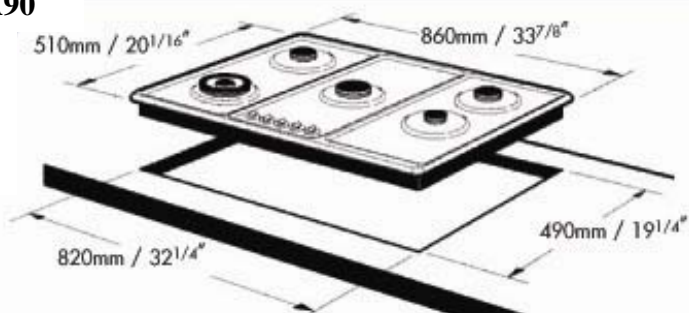
CGA60



CGA76



CGA90



F - Technical Characteristics Table

BURNERS		GAS	NORMAL PRESSURE	INJECTOR DIAMETER	TAPE BY PASS DIAMETER	NOMINAL HEAT INPUT MAX.
N°	DESCRIPTION					
1	RAPID	PROPANE NATURAL	28 10	90 155	42 REG.	11,000
2	SEMI-RAPID	PROPANE NATURAL	28 10	69 118	31 REG.	6,000
3	AUXILIARY	PROPANE NATURAL	28 10	53 90	27 REG.	3,000
4	WOK	PROPANE NATURAL	28 10	105 175	65 REG.	16,000

* The manufacturing company refuses all responsibility for any imprecision in the booklet, due to misprints or clerical errors. It reserves the right to make all the changes that it will consider necessary in its own product, without affecting the essential characteristics of functionality and safety.