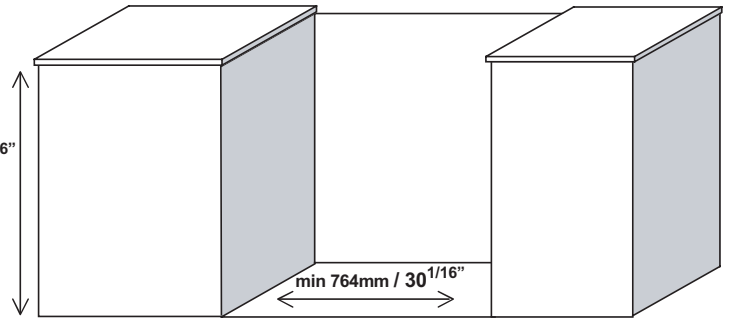
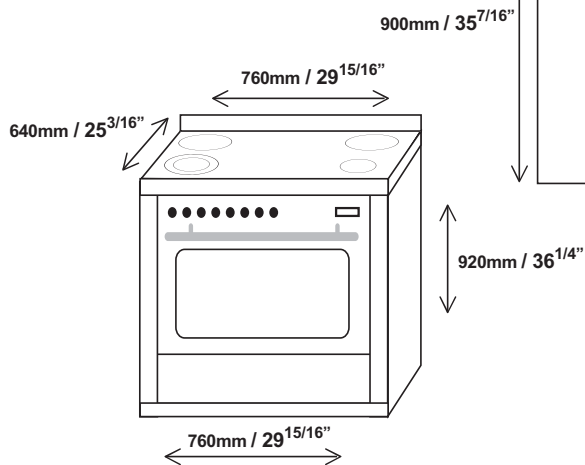
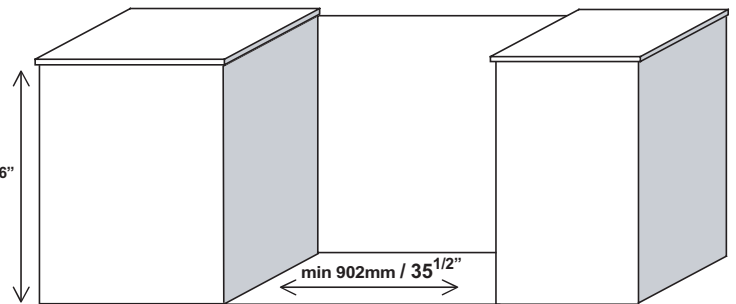
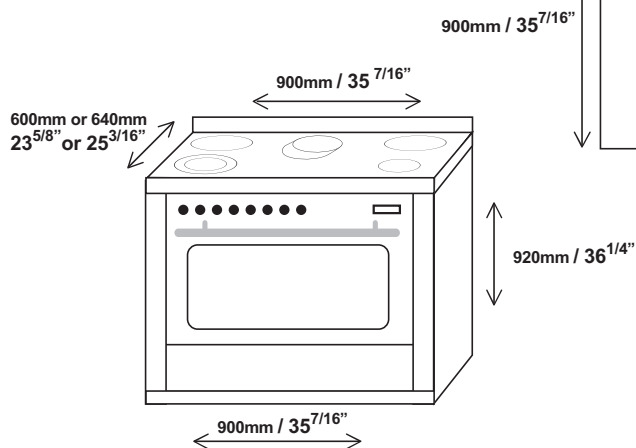


Product Specifications Ranges

FEC 76



FEC 90/FEG 90



Range Specifications

Model	Unit Dimensions mm (h x w x d)	Cut-out Dimensions mm (w)	Electrical	Amperage Required
FEC 76	920 x 760 x 640	764	240 Volt	60AMP
FEC 90	920 x 900 x 600 or 640	902	60hZ	60AMP
FEG 90	920 x 900 x 600 or 640	902		30AMP